



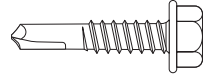
**2022-23
PRODUCT
CATALOG**

SELECTOR GUIDE

PG# APPLICATION AND PRODUCT

6 LIGHT DUTY STEEL-TO-STEEL APPLICATIONS

- #8, #10, and 1/4" diameter Tekes 1, 2, and 3 drill points
- Hex Head



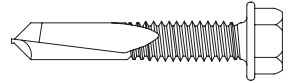
8 MEDIUM DUTY STEEL-TO-STEEL APPLICATIONS

- #12 and 1/4" diameter Tekes 2 and 3 drill points
- Hex head



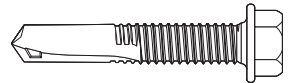
10 HEAVY DUTY STEEL-TO-STEEL APPLICATIONS

- #12, and 1/4" diameter Tekes 4, 4.5, and 5 drill points
- Hex head



12 HEAVY DUTY STEEL-TO-STEEL APPLICATIONS

- #12 diameter Tekes 5.0 point
- Hex head



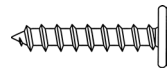
14 ATTACHING SIMILAR OR DISSIMILAR METAL APPLICATIONS

- #10, #12 and 1/4" diameter Tekes 3 and 4 points
- Hex head



16 LOW PROFILE ARCHITECTURAL APPLICATIONS

- #10 and #12 diameter Tekes 3 and Type AB points
- Pancake Phillips and Phillips Square-Drive® heads



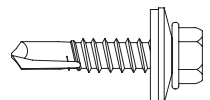
18 WOOD-TO-METAL APPLICATIONS

- #10, #12, and 1/4" diameter Tekes 3 and 4 drill points
- Wafer, Phillips flat, and Phillips Square-Drive® heads



20 METAL ROOF AND WALL APPLICATIONS

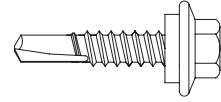
- #10, #12, and 1/4" diameter Tekes 1, 2, 3, 4, 4.5 and 5 drill points
- Hex with bonded washer



PG# APPLICATION AND PRODUCT

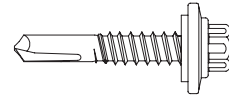
22 PREMIUM METAL ROOF AND WALL APPLICATIONS

- #10, #12, and 1/4" diameter Teks 1, 2, and 3 drill points
- #17 diameter Type AB sharp point
- Maxiseal® integral washer system



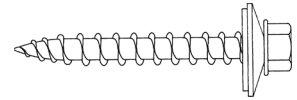
24 LONG LIFE METAL ROOF AND WALL APPLICATIONS

- #12 and 1/4 diameter Teks 1, 2, 3, and 5 drill points
- #17 diameter Type AB sharp point
- Scots® 300SS encapsulated head with Maxiseal integral washer system




26 METAL-TO-WOOD APPLICATIONS

- #9 diameter, sharp point; #14 diameter Hi-Lo Type 17 point Trugrip™
- Hex with or without bonded washer



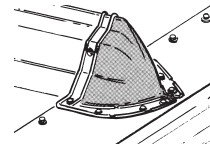
28 PIPE FLASHING APPLICATIONS

- Dektite®
- EPDM and silicone for 1/4" to 13" pipes



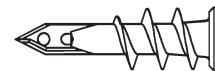
29 METAL ROOF END CAP FLASHING APPLICATIONS

- Dek-Cap™ standing seam roof end cap flashing



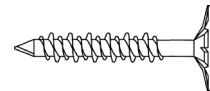
30 DRYWALL ANCHOR APPLICATIONS

- E-Z Ancor®, Stud Solver™, Plastic Plus™, E-Z Toggle™, E-Z Lite™, Twist-N-Lock™



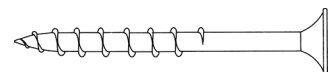
32 CEMENT BOARD APPLICATIONS

- Hi-Lo® and S-12® Rock-On™ screws
- Countersinking wafer head



34 EXTERIOR WOOD APPLICATIONS

- #6, #7, #8, and #10 diameter Dec-King™ screws



FEATURES

HEAD

Proper head style choice will ensure stability during driving, proper clamping, and desired finished appearance.

THREAD FORM AND DIAMETER

The correct choice of thread form and diameter optimizes low installation torque with high pullout strength

PILOT SECTION

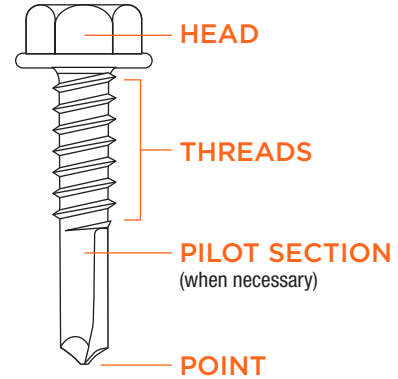
The unthreaded portion of the point assures that the drilling of the steel is completed before the threads begin tapping into the drilled hole.

POINT

The point is designed to efficiently remove material and precisely size the hole for the thread.

FINISH

Platings and coatings provide lubricity during drilling and tapping as well as corrosion resistance.



FASTENER DESCRIPTION AND BREAKDOWN EXAMPLE

10	-	16	x	3/4"	HWH	TEKS/3
Nominal Screw Size		Threads Per Inch		Screw Length	Head Style	Drill Point Type

NOMINAL SCREW SIZES	
THREAD DIAM.	DECIMAL EQUIV. (IN.)
#6	.140
#7	.150
#8	.160
#9	.180
#10	.190
#11	.200
#12	.210
#13	.230
#14	.240
1/4"	.250
#17	.286

STEEL GAUGE CHART		
COMMON SHEET STEEL GAUGES	DECIMAL EQUIV.	
	IN.	MM
30	.012	0.30
28	.015	0.38
26	.018	0.45
24	.024	0.61
22	.030	0.76
20	.036	0.91
18	.048	1.21
16	.060	1.52
14	.075	1.90
12	.105	2.65
1/8"	.125	3.18
10	.134	3.42
3/16"	.187	4.77
1/4"	.250	6.36
1/2	.500	12.72

MAXIMUM RECOMMENDED INSTALLATION RPM	
DIAMETER	RPM
#6	2500
#8	
#10	
#12	
#12*	1800
1/4"	
5/16"	1200

*Applies to #12 diameter screws with point types 4, 4.5 and 5

Warranty Information

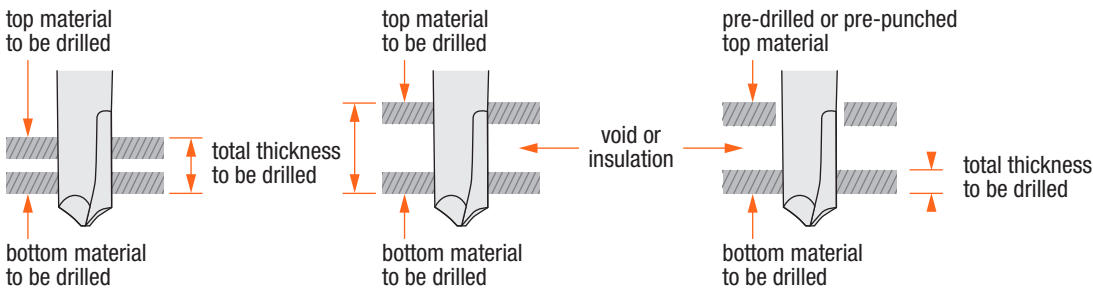
Proper fastener connection design takes into account where and how fasteners are used. Allowance for special characteristics in materials, differences in types of materials being joined, unique or unusual environmental service or installation conditions, and the safety factors required by anticipating normal or short term loading conditions must be considered. Due to possible differences in specifications, applications and interpretation of results, purchasers and specifiers must make their own evaluation of the products, to determine the suitability of these products for intended use. All warranties of Buildex products, expressed or implied, including the warranties of merchantability and fitness for particular purposes are specifically excluded except for the following: Buildex will repair or replace any product which, within twelve months after sale by Buildex or its distributors, is found by Buildex to be defective in material or workmanship -- normal wear and tear expected. This is the sole warranty of Buildex and the sole remedy available to distributor or buyer. Buildex shall not be liable for any injury, loss or damage, direct, indirect, incidental or consequential, arising out of the use of, or the inability to use, any Buildex product.

CORROSION RESISTANCE OF DIFFERENT COATINGS

Descriptions of coatings available with technical data on composition and application. Visit www.itwbuildex.com to download coating reports. For further assistance, please contact technical support at 630-848-5611.

COATING	COLOR	ASTM B117 SS (HOURS)
Gray Spex	Gray	300
Climacoat	Gray	500
Gray Climaseal	Gray	720
Climaseal CR	Silver	1,000
Silver Climaseal ACR	Silver	1,000
Electro-Zinc	Silver	48
Silver Climaseal over Electro-Zinc	Silver	720

POINT SIZE SELECTION - MAXIMUM COMBINED MATERIAL THICKNESS BY POINT TYPE




DRILL AND TAP MATERIAL THICKNESS CHART												
MATERIAL THICKNESS (INCHES)	.500										12.72mm	12.72mm
	.400										.500	.500
.300												
.200												
.100												
.030												
.0												
SCREW SIZE	#10	#12	1/4"	#8	#12	#10	#12	1/4"	#12	1/4"	#12	1/4"
POINT	Teks/1			Teks/2		Teks/3			Teks/4		Teks/4.5	Teks/5

*Drill & tap capacities may vary with special feature designs. Refer to product reports for specifics.

TEKS®

LIGHT DUTY SELF-DRILLING FASTENERS

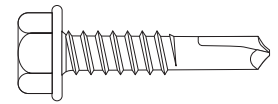
Preferred most by electrical, decking, HVAC and metal building contractors



PRODUCT FEATURES

- Sharp convex drill point has precise cutting edges to improve drill performance with less effort
- Non-walking point provides fast material engagement
- Unique point to thread design extrudes the metal preventing stripout
- Point to thread design maximizes pullout performance and minimizes backout
- Four head styles available to handle various applications
- Climaseal® finish provides excellent corrosion resistance and lower tapping torque

SELECTOR GUIDE



PART NO.	DESCRIPTION	HEAD STYLE	DRILL POINT	FINISH	DRILL & TAP CAPACITY (IN.)	MAX. MATERIAL ATTACHMENT (IN.)	BOX QTY	APPLICATIONS
1196200	8-18 x 1/2"	1/4" HWH	#2	Electro-zinc	.036 -.100	.205	10,000	HVAC, electrical trim accessories to steel framing
1107053	10-16 x 3/4"	5/16" HWH	#1	Climaseal	.018 -.095	.220	5,000	Stitching roof deck, wall panel sidelaps or duct work
†1399000	1/4-14 x 7/8"	5/16" HWH	#1	Climaseal	.018 -.095	.380	5,000	
†1891000	1/4-14 x 7/8"	3/8" HWH	#1	Climaseal	.018 -.095	.380	4,000	
1397000	10-16 x 1/2"	5/16" HWH	#3	Climaseal	.036 -.175	.150	5,000	Clips, duct straps, brick ties or accessories to steel framing
1127000	10-16 x 5/8"	5/16" HWH	#3	Climaseal	.036 -.175	.200	5,000	
1128000	10-16 x 3/4"	5/16" HWH	#3	Climaseal	.036 -.175	.325	5,000	
1129000	10-16 x 1"	5/16" HWH	#3	Climaseal	.036 -.175	.575	5,000	
1130000	10-16 x 1-1/4"	5/16" HWH	#3	Climaseal	.036 -.175	.825	4,000	
1131000	10-16 X 1-1/2"	5/16" HWH	#3	Climaseal	.036 -.175	1.075	3,000	
1786200	10-24 x 3/4"	*5/16" HWH	#2	Electro-zinc	.036 -.175	.200	5,000	Vibration resistance; HVAC applications
1821200	10-16 x 3/4"	*5/16" HWH	#3	Electro-zinc	.036 -.175	.323	5,000	

†With ABOT™ (Anti-backout threadform) *With serrations under head



INSTALLATION GUIDELINES

- A standard screwgun with a depth sensitive nosepiece should be used to install TekS. For optimal fastener performance, the screwgun should be a minimum of 4 amps and have a RPM range of 0-2500.
- Adjust the screwgun nosepiece to properly seat the fastener.
- New magnetic sockets must be correctly set before use. Remove chip build-up as needed.
- The fastener is fully seated when the head is flush with the work surface.
- Overdriving may result in torsional failure of the fastener or stripout of the substrate.
- The fastener must penetrate beyond the metal structure a minimum of 3 pitches of thread.

HEAD STYLES



APPROVALS AND LISTINGS

Factory Mutual (3050495), ICC ESR-3270, ICC ESR-1976

www.itwbuildex.com

PERFORMANCE DATA

PULLOUT VALUES (AVERAGE LBS. ULTIMATE)									
FASTENER		STEEL GAUGE							
DIA.	PT.	26	24	22	20	18	16	14	12
#8	2	119	193	265	298	491	703	959	-
#10	1	148	241	311	357	565	826	1111	1796
#10	3	124	208	266	299	499	708	967	1474
#12	1	159	261	338	390	649	908	1259	1949
1/4	1	208	329	428	562	800	1151	-	-

FASTENER VALUES			
FASTENER (DIA-TPI)	TENSILE (LBS. MIN.)	SHEAR (AVG. LBS. ULT.)	TORQUE (MIN. IN. LBS.)
8-18	1545	1000	42
10-16	1936	1400	61
10-24	2702	1500	65
12-14	2778	2000	92
1/4-14	4060	2600	150

SHEAR VALUES (AVERAGE LBS. ULTIMATE)								
FASTENER		STEEL GAUGE (LAPPED)						
DIA.	PT.	26	24	22	20	18	16	14
#8	2	294	496	560	740	1060	-	-
#10	1	398	584	659	884	1374	-	552
#10	3	-	455	526	728	1266	1540	-
#12	1	432	703	753	1018	1452	-	-
1/4	1	511	849	885	1244	1764	-	-

SHEET STEEL GAUGES								
GAUGE NO.	26	24	22	20	18	16	14	12
DECIMAL EQUIVALENT	.018"	.024"	.030"	.036"	.048"	.060"	.075"	.105"

The values listed are ultimate averages achieved under laboratory conditions and apply to Buildex manufactured fasteners only. Appropriate safety factors should be applied to these values for design purposes.



TEKS®

MEDIUM DUTY SELF-DRILLING FASTENERS

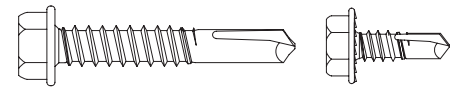
*The best point ever for speed and consistency...
optimum for medium duty steel-to-steel applications.*



PRODUCT FEATURES

- Point has precise cutting edges to improve drill performance with less effort.
- Non-walking point provides fast material engagement.
- Point to thread design maximizes pullout performance and minimizes backout.
- Drills and taps in the broadest range of applications.
- Climaseal® finish provides excellent corrosion resistance and lower tapping torque.

SELECTOR GUIDE



PART NO.	DESCRIPTION	HEAD STYLE	DRILL POINT	FINISH	DRILL & TAP CAPACITY (IN.)	MAX. MATERIAL ATTACHMENT (IN.)	BOX QTY	APPLICATIONS
1087000	12-14 x 3/4"	5/16" HWH	#3	Climaseal	.036 - .210	.270	5,000	Roof deck to steel framing Wall panel to girt Duct work to steel framing Accessories to steel framing Clip to steel framing Retrofit framing
1136000	12-14 x 1"	5/16" HWH	#3	Climaseal	.036 - .210	.520	4,000	
1120000	12-14 x 1-1/4"	5/16" HWH	#2	Climaseal	.036 - .210	.550	4,000	
1123000	12-14 x 1-1/2"	5/16" HWH	#2	Climaseal	.036 - .210	.800	2,500	
1140000	12-14 x 2"	5/16" HWH	#3	Climaseal	.036 - .210	1.450	2,000	
1553000	12-14 x 2-1/2"	5/16" HWH	#3	Climaseal	.036 - .210	1.950	1,000	
1143000	12-14 x 3"	5/16" HWH	#3	Climaseal	.036 - .210	2.450	1,000	
1146000	12-14 x 4"	5/16" HWH	#3	Climaseal	.036 - .210	3.450	500	
1147000	1/4-14 x 3/4"	3/8" HWH	#3	Climaseal	.036 - .210	.210	3,000	
1149000	1/4-14 x 1"	3/8" HWH	#3	Climaseal	.036 - .210	.400	2,500	
1150000	1/4-14 x 1-1/4"	3/8" HWH	#3	Climaseal	.036 - .210	.650	2,000	
1152000	1/4-14 x 1-1/2"	3/8" HWH	#3	Climaseal	.036 - .210	.900	2,000	
1155000	1/4-14 x 2"	3/8" HWH	#3	Climaseal	.036 - .210	1.400	1,500	
1554000	1/4-14 x 2-1/2"	3/8" HWH	#3	Climaseal	.036 - .210	1.900	1,000	
1157000	1/4-14 x 3"	3/8" HWH	#3	Climaseal	.036 - .210	2.400	1,000	
1304000	1/4-14 x 4"	3/8" HWH	#3	Climaseal	.036 - .210	3.400	500	
1587000	1/4-14 x 1"	*7/16" HWH	#3	Climaseal	.036 - .210	.500	2,500	Commercial overhead steel doors, hinges & latches

*With serrations under head



INSTALLATION GUIDELINES

- A standard screwgun with a depth sensitive nosepiece should be used to install TekS. For optimal fastener performance, the screwgun should be a minimum of 6 amps and have a RPM range of 0-2500.
- Adjust the screwgun nosepiece to properly seat the fastener.
- New magnetic sockets must be correctly set before use. Remove chip build-up as needed.
- The fastener is fully seated when the head is flush with the work surface.
- Overdriving may result in torsional failure of the fastener or stripout of the substrate.
- The fastener must penetrate beyond the metal structure a minimum of 3 pitches of thread.

HEAD STYLES



APPROVALS AND LISTINGS

Factory Mutual (3050495), ICC ESR-3270, ICC ESR-1976

www.itwbuildex.com

PERFORMANCE DATA

PULLOUT VALUES (AVERAGE LBS. ULTIMATE)										
FASTENER		STEEL GAUGE								
DIA.	PT.	26	24	22	20	18	16	14	12	3/16"
#12	2	156	243	283	375	605	848	1181	1856	3520
#12	3	142	211	289	341	551	757	1063	1631	2998
1/4	3	141	231	293	346	613	880	1145	1858	4550

FASTENER VALUES			
FASTENER (DIA-TPI)	TENSILE (LBS. MIN.)	SHEAR (AVG. LBS. ULT.)	TORQUE (MIN. IN. LBS.)
12-14	2778	2000	92
1/4-14	4060	2600	150

SHEAR VALUES (AVERAGE LBS. ULTIMATE)									
FASTENER		STEEL GAUGE (LAPPED)							
DIA.	PT.	26	24	22	20	18	16	14	12
#12	2	365	600	623	898	1370	1758	2138	2202
#12	3	-	-	-	769	1358	1620	1970	1986
1/4	3	-	-	-	930	1442	2100	2584	2650

SHEET STEEL GAUGES									
GAUGE NO.	26	24	22	20	18	16	14	12	
DECIMAL EQUIVALENT	.018"	.024"	.030"	.036"	.048"	.060"	.075"	.105"	


The values listed are ultimate averages achieved under laboratory conditions and apply to Buildex manufactured fasteners only. Appropriate safety factors should be applied to these values for design purposes.



TEKS[®]

HEAVY DUTY SELF-DRILLING FASTENERS

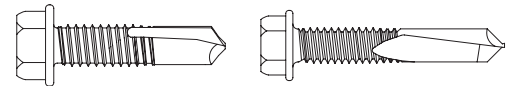
*First in performance! Over 40 years of consistent drilling.
The original self-drillers for heavy duty applications.*



PRODUCT FEATURES

- Engineered for fast drilling and smooth tapping with less effort.
- Climaseal[®] finish provides excellent corrosion resistance and lower tapping torque.
- Attachments up to 7.15" of material.
- 1/4 Diameter has notched threads to reduce tapping torque.

SELECTOR GUIDE



PART NO.	DESCRIPTION	HEAD STYLE	DRILL POINT	FINISH	DRILL & TAP CAPACITY (IN.)	MAX. MATERIAL ATTACHMENT (IN.)	BOX QTY	APPLICATIONS	
1088000	12-24 x 7/8"	5/16" HWH	#4	Climaseal	.125 - .250	.325	5,000	Metal deck, clips, liner panels or accessories to structural steel or bar joist	
1414000	12-24 x 1-1/4"	5/16" HWH	#4.5	Climaseal	.125 - .250	.575	4,000		
1006000	12-24 x 1-1/4"	5/16" HWH	#5	Climaseal	.125 - .500	.375	4,000		
1070000	12-24 x 1-1/2"	5/16" HWH	#5	Climaseal	.125 - .500	.625	2,500		
1071000	12-24 x 1-1/2"	3/8" HWH	#5	Climaseal	.125 - .500	.625	2,000		
1072000	12-24 x 2"	5/16" HWH	#5	Climaseal	.125 - .500	1.125	1,000		
1074000	1/4-28 x 3"	5/16" HWH	#5	Climaseal	.125 - .500	2.150	1,000		Longer fasteners can be used in retrofit clip and sheet applications
1075000	1/4-28 x 4"	5/16" HWH	#5	Climaseal	.125 - .500	3.150	500		
1641000	1/4-28 x 5"	3/8" HWH	#5	Climaseal	.125 - .500	4.150	3,000		
1431000	1/4-28 x 6"	3/8" HWH	#5	Climaseal	.125 - .500	5.150	2,500		
1590000	1/4-28 x 8"	3/8" HWH	#5	Climaseal	.125 - .500	7.150	2,000		


All available with bonded washer



INSTALLATION GUIDELINES

- A standard screwgun with a depth sensitive nosepiece should be used to install TekS. For optimal fastener performance, the screwgun should be a minimum of 6 amps and have a RPM range of 0-2500. (Maximum 1800 RPM is recommended for TekS 5 fasteners)
- Adjust the screwgun nosepiece to properly seat the fastener.
- New magnetic sockets must be correctly set before use. Remove chip build-up as needed.
- The fastener is fully seated when the head is flush with the work surface.
- Overdriving may result in torsional failure of the fastener or stripout of the substrate.
- The fastener must penetrate beyond the metal structure a minimum of 3 pitches of thread.

HEAD STYLE



APPROVALS AND LISTINGS

Factory Mutual (3050495), ICC ESR-3270, ICC ESR-1976

www.itwbuildex.com

PERFORMANCE DATA

PULLOUT VALUES (AVERAGE LBS. ULTIMATE)						
FASTENER						
DIA.	PT.	16	14	12	3/16"	1/4"
#12	4	-	-	1532	3485	3844
#12	4.5	-	-	1508	3865	4101
#12	5	-	-	1527	3701	3999
1/4	5	-	-	1507	3300	5059

FASTENER VALUES			
FASTENER (DIA-TPI)	TENSILE (AVG. LBS. ULT.)	SHEAR (AVG. LBS. ULT.)	TORQUE (MIN. IN. LBS.)
12-24 T/4	4750	2654	100
12-24 T/4.5	4750	2654	100
12-24 T/5	4750	2654	100
1/4-28 T/5	5577	3310	234

SHEAR VALUES (AVERAGE LBS. ULTIMATE)						
FASTENER		STEEL GAUGE (LAPPED)				
DIA.	PT.	16	14	12	1/8"	1/4"
#12	4	-	-	2048	2030	-
#12	4.5	-	-	2641	2887	2897
#12	5	-	-	2650	2700	2762
1/4	5	1597	2005	2350	2792	3310

SHEET STEEL GAUGES								
GAUGE NO.	26	24	22	20	18	16	14	12
DECIMAL EQUIVALENT	.018"	.024"	.030"	.036"	.048"	.060"	.075"	.105"

Note: Teks fasteners are not categorized as structural bolts. Proper design criteria and strengths must be used for satisfactory application. The values listed are ultimate averages achieved under laboratory conditions and apply to Buildex manufactured fasteners only. Appropriate safety factors should be applied to these values for design purposes.



TEKS® 5.0

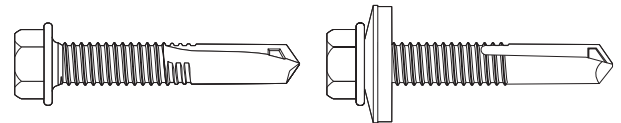
HEAVY DUTY SELF-DRILLING FASTENERS

*Faster drilling than the original Tek 5, with the same great performance!
The original self-drillers for heavy duty applications.*



PRODUCT FEATURES

- Patented drill point improves drilling performance in 1/8" through 1/2" steel
- Engineered for fast drilling and smooth tapping with less effort
- Climaseal finish provides excellent corrosion resistance and lower tapping torque



SELECTOR GUIDE


PART NO.	DESCRIPTION	HEAD STYLE	DRILL POINT	FINISH	DRILL & TAP CAPACITY (IN.)	MAX. MATERIAL ATTACHMENT (IN.)	BOX QTY	APPLICATIONS
NO WASHER								
1007000	12-24 x 1-1/4"	5/16" HWH	#5.0	Climaseal	.125 - .500	.450	4,000	Metal deck to structural steel or bar joist Clip to structural steel or bar joist Liner panels to structural steel or bar joist Accessories to structural steel or bar joist
WITH BONDED WASHER								
1607000	12-24 x 1-1/4"	5/16" HWH	#5.0	Climaseal	.125 - .500	.330	2,500	Weather-tight sealing of roof and wall applications



INSTALLATION GUIDELINES

- A standard screwgun with a depth sensitive nosepiece should be used to install Tek 5.0. For optimal fastener performance, the screwgun should be a minimum of 6 amps and have a RPM range of 0-2500. (Maximum 1800 RPM is recommended for Tek 5 fasteners)
- Adjust the screwgun nosepiece to properly seat the fastener.
- New magnetic sockets must be correctly set before use. Remove chip build-up as needed.
- The fastener is fully seated when the head is flush with the work surface.
- Overdriving may result in torsional failure of the fastener or stripout of the substrate.
- The fastener must penetrate beyond the metal structure a minimum of 3 pitches of thread.

HEAD STYLE



APPROVALS AND LISTINGS

Factory Mutual (3050495), ICC ESR-3270, ICC ESR-1976

PERFORMANCE DATA

PULLOUT VALUES (AVERAGE LBS. ULTIMATE)						
FASTENER						
DIA.	PT.	16	14	12	3/16"	1/4"
12	5.0	-	-	1508	3865	4101

FASTENER VALUES			
FASTENER (DIA-TPI)	TENSILE (AVG. LBS. ULT.)	SHEAR (AVG. LBS. ULT.)	TORQUE (MIN. IN. LBS.)
12-24 T/5.0	4750	2654	100

SHEAR VALUES (AVERAGE LBS. ULTIMATE)						
FASTENER		STEEL GAUGE (LAPPED)				
DIA.	PT.	16	14	12	1/8"	1/4"
12	5.0	-	-	2641	2887	2897

SHEET STEEL GAUGES								
GAUGE NO.	26	24	22	20	18	16	14	12
DECIMAL EQUIVALENT	.018"	.024"	.030"	.036"	.048"	.060"	.075"	.105"

Note: Teks fasteners are not categorized as structural bolts. Proper design criteria and strengths must be used for satisfactory application. The values listed are ultimate averages achieved under laboratory conditions and apply to Buildex manufactured fasteners only. Appropriate safety factors should be applied to these values for design purposes.



TEKS[®] SELECT

SELF-DRILLING FASTENERS

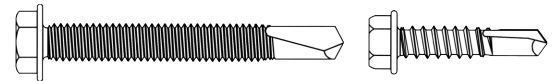
Grade 5 performance! TEKS SELECT fasteners have the strength and ductility performance similar to Grade 5 bolts.



PRODUCT FEATURES


- Selectively hardened to eliminate the effects of hydrogen assisted stress corrosion (HASCC).
- Climaseal[®] advanced corrosion resistance coating (ACR) provides the best corrosion resistance available.
- Drill point and thread design enable the TEKS fastener to drill and tap with fewer stalls.

SELECTOR GUIDE



PART NO.	DESCRIPTION	HEAD STYLE	DRILL POINT	FINISH	DRILL & TAP CAPACITY (IN.)	MAX. MATERIAL ATTACHMENT* (IN.)	APPLICATIONS
1076000	10-16 x 3/4"	5/16" HWH	3	Climaseal ACR	.150	.500	Glass and metal curtain walls
1080000	12-14 x 1"	5/16" HWH	3	Climaseal ACR	.187	.500	Designed to meet the challenges of attaching similar or dissimilar metals
1119000	1/4-20 x 1"	3/8" HWH	3	Climaseal ACR	.210	.450	Grade 5 nut and bolt substitution
1124000	1/4-20 x 1-1/8"	3/8" HWH	4	Climaseal ACR	.312	.500	Fenestration: Window systems, door systems and glue front systems
1125000	1/4-20 x 1-1/2"	3/8" HWH	4	Climaseal ACR	.312	.830	Anchoring metal clips to metal structures for masonry facades
1078000	1/4-20 x 2"	3/8" HWH	4	Climaseal ACR	.312	1.330	Solar system attachment

*Maximum material attachment is indicated by arrows.



INSTALLATION GUIDELINES

- The screws must be installed perpendicular to the work surface using a screw driving tool. The installation speed for 1/4" screws should not exceed 1,800 RPM. The installation speed for all other screws should not exceed 2,500 RPM.
- Overdriving may result in torsional failure of the fastener or stripout of the substrate.
- The screw must penetrate through the supporting metal with a minimum of three threads protruding past the back side of the supporting metal, or the length which ensures that only the load-bearing area of the screw is engaged in the material being fastened, whichever is greater.
- The fastener must penetrate beyond the metal structure a minimum of 3 threads.

HEAD STYLE



APPROVALS AND LISTINGS

ICC ESR-3223, COLA RR25915

PERFORMANCE DATA

PULLOUT VALUES (AVERAGE LBS. ULTIMATE)												
FASTENER		STEEL GAUGE								ALUMINUM 6063-T5		
DIA.	PT.	18 45.5 KSI	16 63 KSI	14 55.5 KSI	12 63 KSI	1/8 56.9 KSI	3/16 65.3 KSI	1/4 48.1 KSI	5/16 49.1 KSI	1/8 32.4 KSI	1/4 32.1 KSI	3/8 27.7 KSI
#10	3	401	699	1010	1680	2183	-	-	-	745	-	-
#12	3	400	561	964	1516	2149	2877	-	-	1008	2543	-

SHEAR VALUES (AVERAGE LBS. ULTIMATE)										
FASTENER		STEEL GAUGE**							ALUMINUM 6063-T5**	
DIA.	PT.	18-18	18-14	16-16	14-14	1/8-3/16	3/16-1/4	12-1/4	1/8-1/8	1/8-1/4
#10	3	996	1872	1331	-	-	-	-	1526	-
#12	3	965	1803	1360	1815	-	-	-	1846	2488

** KSI values are the same as listed in the Pullout Values table

MECHANICAL PROPERTIES			
FASTENER		YIELD STRENGTH F _y KSI (MPa)	TENSILE STRENGTH F _u KSI (MPa)
DIA.	PT.		
#10	3	134 ksi (920 MPa)	152 ksi (1054 MPa)
#12	3	134 ksi (920 MPa)	152 ksi (1054 MPa)

SHEET STEEL GAUGES								
GAUGE NO.	26	24	22	20	18	16	14	12
DECIMAL EQUIVALENT	.018"	.024"	.030"	.036"	.048"	.060"	.075"	.105"



TEKS®

LOW PROFILE ARCHITECTURAL METAL ROOF CLIP FASTENERS & RAKE ANGLE SHOULDER TEKS

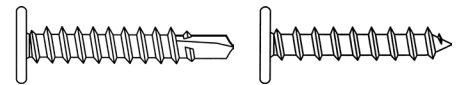
Incorporates the ITW exclusive Phillips Square-Driv® PSD anti-cam-out system.



PRODUCT FEATURES

- #12 diameter utilizes the ITW exclusive Phillips Square-Driv with patented interlocking components system.
 - Keeps the driver securely mated to the fastener during installation.
 - Hands-free installation.
- #10 Diameter uses the coated Phillips drive system providing improved driver bit to fastener stability and friction fit.
- Sharp convex drill point has precise cutting edges to improve drill performance with less effort.
- Low profile pancake head style ensures proper installation of metal roof panels.

SELECTOR GUIDE



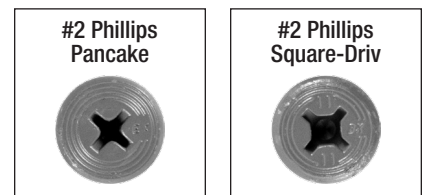
PART NO.	DESCRIPTION	HEAD STYLE	DRILL POINT	FINISH	DRILL & TAP CAPACITY (IN.)	MAX. MATERIAL ATTACHMENT (IN.)	BOX QTY	APPLICATIONS
1560553	10-16 x 1"	#2 Phillips Pancake	#3	Climacoat	.036 - .175	.550	4,000	Low profile architectural metal roof clip to steel purlin
1575553	12-14 x 1"	#2 PSD Pancake	#3	Climacoat	.036 - .210	.550	4,000	
1596553	10-16 x 1"	#2 Phillips Pancake	Type AB	Climacoat	.012 - .048	.250	4,000	Low profile architectural metal roof clip to wood supports



INSTALLATION GUIDELINES

- A standard screwgun with a depth-sensitive nosepiece should be used to install TekS. For optimal fastener performance, the screwgun should be a minimum of 6 amps and have an RPM range of 0-2500.
- Adjust the screwgun nosepiece to properly seat the fastener.
- The fastener is fully seated when the head is flush with the work surface.
- Overdriving may result in torsional failure of the fastener or stripout of the substrate.
- The fastener must penetrate a minimum of 3 pitches of thread beyond the metal structure.
- New magnetic sockets must be correctly set before use. Remove chip build-up as needed.

HEAD STYLES



PERFORMANCE DATA

PULLOUT VALUES - STEEL (AVERAGE LBS. ULTIMATE)									
FASTENER		STEEL GAUGE							
DIA.	PT.	26	24	22	20	18	16	14	12
#10	3	109	180	218	278	427	583	873	1406
#12	3	139	194	250	369	450	598	915	1500
#10	Type AB	192	280	360	460	568	-	-	-

PULLOUT VALUES - WOOD (AVERAGE LBS. ULTIMATE)					
FASTENER		WOOD TYPE AND THICKNESS			
DIA.	PT.	1/2" PLYWOOD	5/8" PLYWOOD	3/4" PLYWOOD	YELLOW PINE 5/8" OSB
#10	Type AB	307	487	528	1164

FASTENER VALUES				
FASTENER (DIA-TPI)	POINT	TENSILE (LBS. MIN.)	SHEAR (AVG. LBS. ULT.)	TORQUE (MIN. IN. LBS.)
10-16	3	1983	1400	78
12-14	3	2652	2000	92
10-16	Type AB	1936	1526	82

SHEAR VALUES (AVERAGE LBS. ULTIMATE)					
FASTENER		STEEL GAUGE (LAPPED)			
DIA.	PT.	20	18	16	14
#10	3	727	1164	1366	1460
#12	3	923	1279	1657	1933

SHEET STEEL GAUGES									
GAUGE NO.	26	24	22	20	18	16	14	12	
DECIMAL EQUIVALENT	.018"	.024"	.030"	.036"	.048"	.060"	.075"	.105"	

The values listed are ultimate averages achieved under laboratory conditions and apply to Buildex manufactured fasteners only. Appropriate safety factors should be applied to these values for design purposes.



TEKS®

WOOD-TO-METAL FASTENERS

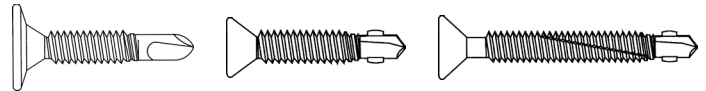
No pre-drilling, fast, efficient attachment of wood to steel.



PRODUCT FEATURES

- Point has precise cutting edges to improve drill performance with less effort.
- Special winged fasteners ream a hole in wood preventing thread engagement during drilling.
- Wafer head design has a large bearing surface ideal for plywood.
- Flat head design countersinks and seats flush in wood.
- Gray Climaseal® finish provides excellent corrosion resistance and lower tapping torque.

SELECTOR GUIDE



PART NO.	DESCRIPTION	HEAD STYLE	DRILL POINT	FINISH	DRILL & TAP CAPACITY (IN.)	MAX. MATERIAL ATTACHMENT (IN.)	BOX QTY	APPLICATIONS
1791000	10-16 x 1-13/16"	**#2 PSD Flat	#3	Gray Climaseal	.030 - .175	1/4" - 3/4"	2,500	Plywood, mansard, fascia, roofing, flooring to steel framing
1079000	10-24 x 1"	#2 Phillips Wafer	#3	Gray Climaseal	.030 - .175	1/4" - 1/2"	5,000	
†1082000	10-24 x 1-7/16"	#2 PFH	#3	Gray Climaseal	.060 - .175	1/4" - 3/4"	3,000	
†1552500	12-24 x 1-5/8"	#3 PFH	#4	Gray Climaseal	.125 - .250	3/4" - 1-1/4"	2,000	Plywood, 2 x 4's headers to steel framing
†1092000	12-24 x 2-1/4"	#3 PFH	#4	Gray Climaseal	.125 - .250	3/4" - 1-3/8"	2,000	
†1094000	12-24 x 2-3/4"	#3 PFH	#4	Gray Climaseal	.125 - .250	3/4" - 1-5/8"	1,500	2 x 4's to steel framing
†1096000	1/4-20 x 3"	#3 PFH	#4	Gray Climaseal	.125 - .250	3/4" - 2"	1,000	


†With wings **With ribs under head



INSTALLATION GUIDELINES

- A standard screwgun with a depth sensitive nosepiece should be used to install Tek's. For optimal fastener performance, the screwgun should be a minimum of 6 amps and have an RPM range of 0-2500.
- Adjust the screwgun nosepiece to properly seat the fastener.
- Worn or damaged bit tip should be replaced.
- The fastener is fully seated when the head is flush with the work surface.
- Overdriving may result in torsional failure of the fastener or stripout of the substrate.
- The fastener must penetrate beyond the metal structure a minimum of 3 pitches of thread.
- All #10 diameter "Winged" parts must be driven into a minimum of 16 GA steel thickness.
- All 1/4 and #12 diameter "Winged" parts must be driven into a minimum of 1/8" steel in order to break the wings consistently.

HEAD STYLES



PERFORMANCE DATA

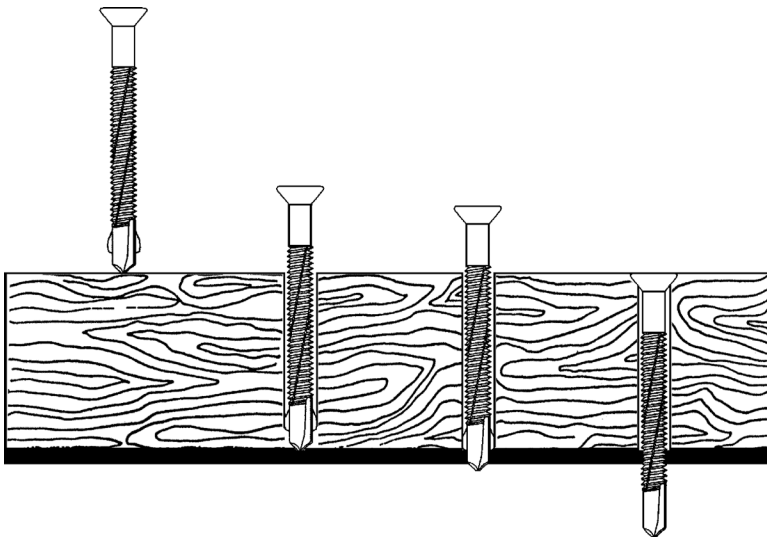
PULLOUT VALUES (AVERAGE LBS. ULTIMATE)											
FASTENER		STEEL GAUGE									
DIA.	PT.	26	24	22	20	18	16	14	12	3/16"	1/4"
#10-16	3	-	208	266	299	499	708	967	1474	-	-
#10-24	3	-	-	-	334	495	702	900	1570	-	-
#12-24	4	-	-	-	-	-	-	-	1508	3865	4101
1/4	4	-	-	-	-	-	-	-	1803	4297	-

FASTENER VALUES			
FASTENER (DIA-TPI)	TENSILE (LBS. MIN.)	SHEAR (AVG. LBS. ULT.)	TORQUE (MIN. IN. LBS.)
10-16	1936	1400	61
10-24	2702	1500	65
12-24	3165	2200	150
1/4-20	3860	2700	168

SHEAR VALUES (AVERAGE LBS. ULTIMATE)							
FASTENER		STEEL GAUGE (LAPPED)					
DIA.	PT.	20	18	16	14	12	1/8
#10	3	728	1266	1540	1522	-	-
#12	4	-	-	-	-	2048	2030
1/4	4	-	-	-	-	2650	2820

SHEET STEEL GAUGES								
GAUGE NO.	26	24	22	20	18	16	14	12
DECIMAL EQUIVALENT	.018"	.024"	.030"	.036"	.048"	.060"	.075"	.105"


The values listed are ultimate averages achieved under laboratory conditions and apply to Buildex manufactured fasteners only. Appropriate safety factors should be applied to these values for design purposes.



TEKS®

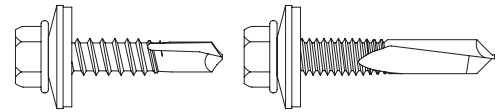
SELF-DRILLING FASTENERS WITH BONDED WASHER

For weather-tight sealing of roof and wall applications



PRODUCT FEATURES

- Vulcanized bonding of washer eliminates separation of EPDM from the metal backing.
- Dual sealing bonded washer prevents leaks.
- Climaseal® finish provides excellent corrosion resistance and lower tapping torque.
- Point has precise cutting edges to improve drill performance with less effort.
- Point to thread design maximizes pullout performance and minimizes backout.



SELECTOR GUIDE

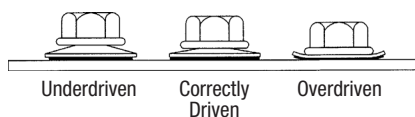
PART NO.	DESCRIPTION	HEAD STYLE	DRILL POINT	FINISH	DRILL & TAP CAPACITY (IN.)	MAX. MATERIAL ATTACHMENT (IN.)	BOX QTY	APPLICATIONS
1005000	10-16 x 3/4"	5/16" HWH	#3	Climaseal	.036 - .175	.205	3,000	Brick tie to steel framing
1308000	10-16 x 1-1/2"	5/16" HWH	#3	Climaseal	.036 - .175	.955	2,500	
1009000	12-14 x 3/4"	5/16" HWH	#3	Climaseal	.036 - .210	.150	3,000	Wall panel to girt
1011000	12-14 x 1"	5/16" HWH	#3	Climaseal	.036 - .210	.400	3,000	
1404000	12-14 x 1-1/2"	5/16" HWH	#2	Climaseal	.036 - .210	.680	2,000	Stitch roof and wall panels
1016000	12-14 x 2"	5/16" HWH	#3	Climaseal	.036 - .210	1.330	1,500	
1333000	12-14 x 3"	5/16" HWH	#3	Climaseal	.036 - .210	2.330	1,000	Mansard panel to steel framing
†1416000	1/4-14 x 7/8"	5/16" HWH	#1	Climaseal	.018 - .095	.260	3,000	
1160000	1/4-14 x 1"	5/16" HWH	#3	Climaseal	.036 - .210	.280	2,500	Roof panel to purlin
1019000	1/4-14 x 1-1/4"	5/16" HWH	#3	Climaseal	.036 - .210	.530	2,000	
1021000	1/4-14 x 2"	5/16" HWH	#3	Climaseal	.036 - .210	1.280	1,000	Retrofit panels to structural
1010000	12-24 x 7/8"	5/16" HWH	#4	Climaseal	.125 - .250	.205	3,000	
1415000	12-24 x 1-1/4"	5/16" HWH	#4.5	Climaseal	125 - .375	.455	2,500	Longer fasteners may be used in retrofit applications
1000000	12-24 x 1-1/4"	5/16" HWH	#5	Climaseal	125 - .500	.255	2,500	
1001000	12-24 x 1-1/2"	5/16" HWH	#5	Climaseal	125 - .500	.505	2,000	
1002000	12-24 x 2"	5/16" HWH	#5	Climaseal	125 - .500	1.005	1,500	
1003000	1/4-28 x 3"	5/16" HWH	#5	Climaseal	125 - .500	2.030	1,000	
1004000	1/4-28 x 4"	5/16" HWH	#5	Climaseal	125 - .500	3.030	500	
*1647000	1/4-28 x 5"	3/8" HWH	#5	Climaseal	125 - .500	4.030	250	
*1619000	1/4-28 x 8"	3/8" HWH	#5	Climaseal	125 - .500	7.030	150	

†With ABOT™ (Anti-backout threadform) *3/4" Bonded Washer



INSTALLATION GUIDELINES

- A standard screwgun with a depth sensitive nosepiece should be used to install TekS. For optimal fastener performance, the screwgun should be a minimum of 6 amps and have an RPM range of 0-2500. A maximum 1800 RPM is recommended for TekS fasteners.
- New magnetic sockets must be correctly set before use. Remove chip build-up as needed.
- Adjust the screwgun nosepiece to properly seat the fastener.
- Overdriving may result in torsional failure of the fastener or stripout of the substrate.
- The fastener must penetrate beyond the metal structure a minimum of 3 pitches of thread.



HEAD STYLE

Hex Washer Head with Bonded Washer



PERFORMANCE DATA

PULLOUT VALUES (AVERAGE LBS. ULTIMATE)											
FASTENER		STEEL GAUGE									
DIA.	PT.	26	24	22	20	18	16	14	12	3/16"	1/4"
10	3	124	208	266	299	499	708	967	1474	-	-
12	2	156	243	283	375	605	848	1181	1856	3520	-
12	3	142	211	289	341	551	757	1063	1631	2998	-
12	4	-	-	-	-	-	-	-	1532	3485	3844
12	4.5	-	-	-	-	-	-	-	1508	3865	4104
12	5	-	-	-	-	-	-	-	1527	3701	3999
1/4	1	208	329	428	562	800	1151	-	-	-	-
1/4	3	141	231	293	346	613	880	1146	1877	4550	-
1/4	5	-	-	-	-	-	607	918	1507	3300	5059

FASTENER VALUES			
FASTENER (DIA-TPI)	TENSILE (AVG. LBS. ULT.)	SHEAR (AVG. LBS. ULT.)	TORQUE (MIN. IN. LBS.)
10-16	1936	1400	61
12-14	2778	2000	92
12-24	4750	2654	100
1/4-14	4060	2600	150
1/4-28	5577	3310	234

SHEAR VALUES (AVERAGE LBS. ULTIMATE)											
FASTENER		STEEL GAUGE (LAPPED)									
DIA.	PT.	26	24	22	20	18	16	14	12	3/16"	1/4"
10	3	-	445	526	728	1266	1540	1552	-	-	-
12	2	365	600	623	898	1370	1758	2138	-	-	-
12	3	-	-	-	769	1358	1620	1970	1986	-	-
12	4	-	-	-	-	-	-	-	2048	2030	-
12	4.5	-	-	-	-	-	-	-	2641	2887	-
12	5	-	-	-	-	-	-	-	2650	2700	-
1/4	1	511	849	885	1244	1764	-	-	-	-	-
1/4	3	-	-	-	930	1442	2100	2584	2650	-	-
1/4	5	-	-	-	-	-	1597	2005	2350	2792	3310

The values listed are ultimate averages achieved under laboratory conditions and apply to Buildex manufactured fasteners only. Appropriate safety factors should be applied to these values for design purposes.

SHEET STEEL GAUGES								
GAUGE NO.	26	24	22	20	18	16	14	12
DECIMAL EQUIVALENT	.018"	.024"	.030"	.036"	.048"	.060"	.075"	.105"



MAXISEAL®

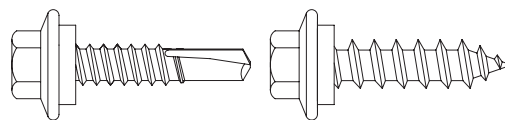
INTEGRAL WASHER SYSTEM

Maxiseal... The premium sealing system for Tek's® self-drilling, self-tapping fasteners



PRODUCT FEATURES

- Controls the EPDM rubber washer for improved in place appearance and increased washer life.
- Seals when driven at an angle.
- Optimum pullover resistance.
- Hex washer head provides excellent driving stability.
- Point has precise cutting edges to improve drill performance with less effort.
- Non-walking point provides fast material engagement.
- Point to thread design maximizes pullout performance and minimizes backout.
- Drills and taps in the broadest range of applications.
- Climaseal® finish provides excellent corrosion resistance and lower tapping torque.



SELECTOR GUIDE

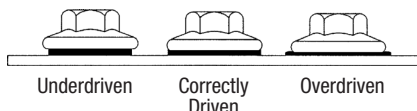
PART NO.	DESCRIPTION	HEAD STYLE	DRILL POINT	FINISH	DRILL & TAP CAPACITY (IN.)	MAX. MATERIAL ATTACHMENT (IN.)	BOX QTY	APPLICATIONS
1376000	10-16 x 3/4"	5/16" HWH	#3	Climaseal	.036 - .175	.325	3,000	Roof and wall panel to steel framing Panel over insulation to steel framing
1023000	12-14 x 3/4"	5/16" HWH	#3	Climaseal	.036 - .210	.260	3,000	
1026000	12-14 x 1"	5/16" HWH	#3	Climaseal	.036 - .210	.490	2,500	
1029000	12-14 x 1-1/4"	5/16" HWH	#2	Climaseal	.036 - .210	.560	2,500	
1428000	12-14 x 1-1/2"	5/16" HWH	#2	Climaseal	.036 - .210	.790	2,000	Stitching roof, wall, fascia, or eave panels
†1389000	1/4-14 x 7/8"	5/16" HWH	#1	Climaseal	.036 - .095	.320	3,000	
1044000	1/4-14 x 1"	3/8" HWH	#3	Climaseal	.036 - .210	.310	2,500	Sheet or accessories with up to 6" blanket insulation to steel framing
1048000	1/4-14 x 1-1/2"	3/8" HWH	#3	Climaseal	.036 - .210	.810	2,000	
1018000	1/4-14 x 1-3/4"	3/8" HWH	#3	Climaseal	.036 - .210	1.060	1,500	
1063053	17-14 x 1"	5/16" HWH	AB	Climaseal	—	.685	2,500	Replacement screw for 12 and 1/4" diameter

†With ABOT™ (Anti-backout threadform)



INSTALLATION GUIDELINES

- A standard screwgun with a depth sensitive nosepiece should be used to install Tek's®. For optimal fastener performance, the screwgun should be a minimum of 6 amps and have an RPM range of 0-2500.
- Adjust the screwgun nosepiece to properly seat the fastener.
- New magnetic sockets must be correctly set before use. Remove chip build up as needed.
- Overdriving may result in torsional failure of the fastener or stripout of the substrate.
- The fastener must penetrate beyond the metal structure a minimum of 3 pitches of thread.



HEAD STYLE



PERFORMANCE DATA

PULLOUT VALUES (AVERAGE LBS. ULTIMATE)											
FASTENER		STEEL GAUGE									
DIA.	PT.	26	24	22	20	18	16	14	12	3/16"	1/4"
10	3	124	208	266	299	499	708	967	1474	3520	-
12	2	156	243	283	375	605	848	1181	1856	2998	-
12	3	142	211	289	341	551	757	1063	1631	3485	-
1/4	1	208	329	428	562	800	1151	-	1877	3523	-
1/4	3	141	231	293	346	613	880	1145	1716	-	-
17	AB	225	261	350	442	553	752	1122	-	-	-

FASTENER VALUES			
FASTENER (DIA-TPI)	TENSILE (LBS. MIN.)	SHEAR (AVG. LBS. ULT.)	TORQUE (MIN. IN. LBS.)
10-16	1936	1400	61
12-14	2778	2000	92
1/4-14	4060	2600	150
17-14	5300	3200	180

SHEAR VALUES (AVERAGE LBS. ULTIMATE)										
FASTENER		STEEL GAUGE (LAPPED)								
DIA.	PT.	26	24	22	20	18	16	14	12	
10	3	-	445	526	728	1266	1540	1552	-	
12	2	365	600	623	898	1370	1758	2138	-	
12	3	-	-	-	769	1358	1620	1970	1986	
1/4	1	511	849	885	1244	1765	-	-	-	
1/4	3	-	-	-	930	1442	2100	2584	2650	
17	AB	459	745	989	958	1415	-	-	-	

SHEET STEEL GAUGES									
GAUGE NO.	26	24	22	20	18	16	14	12	
DECIMAL EQUIVALENT	.018"	.024"	.030"	.036"	.048"	.060"	.075"	.105"	

The values listed are ultimate averages achieved under laboratory conditions and apply to Buildex manufactured fasteners only. Appropriate safety factors should be applied to these values for design purposes.



SCOTS®

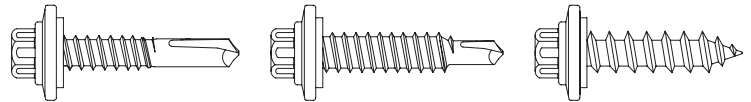
LONG LIFE TEKS FASTENER

The Original Buildex Scots 300 Stainless Steel Encapsulated Head will never rust... ever!!!



PRODUCT FEATURES

- For improved appearance and extra life, an integral design controls the EPDM rubber washer.
- Combines 300 series stainless steel exterior with the strength of carbon steel.
- 300 series stainless most preferred for galvalume long life panels.
- Maximum sealing and corrosion protection.
- Point has precise cutting edges to improve drill performance with less effort.
- Non-walking point provides fast material engagement.
- Point to thread design maximizes pullout performance and minimizes backout.
- Drills and taps in the broadest range of applications.



SELECTOR GUIDE

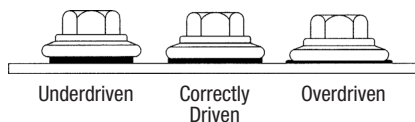
PART NO.	DESCRIPTION	HEAD STYLE	DRILL POINT	FINISH	DRILL & TAP CAPACITY (IN.)	MAX. MATERIAL ATTACHMENT (IN.)	BOX QTY	APPLICATIONS
1165253	12-14 x 1"	5/16" HWH	#3	Climaseal	.036 - .210	.310	2,500	Panel over blanket insulated to steel frame
1167253	12-14 x 1-1/4"	5/16" HWH	#2	Climaseal	.036 - .210	.560	2,500	
1168254	12-14 x 1-1/2"	5/16" HWH	#2	Climaseal	.036 - .210	.790	2,000	
1163000	12-24 x 2"	5/16" HWH	#5	Climaseal	.125 - .500	1.000	1,500	Roof curb to structural frame
†1095253	1/4-14 x 7/8"	5/16" HWH	#1	Climaseal	.018 - .095	.320	2,500	Standing seam roof system endlaps Stitch roof and wall sidelaps. SSR endlaps.
†1175153	1/4-14 x 1-1/8"	5/16" HWH	#1	Climaseal	.018 - .095	.395	2,500	
1616000	1/4-14 x 1-1/4"	5/16" HWH	#3	Climaseal	.036 - .210	.630	2,000	
†1180225	17-14 x 1"	5/16" HWH	AB	Climaseal	-	.686	1,500	Replacement screw for 12 and 1/4" diameter

†With ABOT™ (Anti-backout threadform)



INSTALLATION GUIDELINES

- A standard screwgun with a depth sensitive nosepiece should be used to install Teks®. For optimal fastener performance, the screwgun should be a minimum of 6 amps and have an RPM range of 0-2500. Maximum 1800 RPM is recommended for Teks 5 fasteners.
- Adjust the screwgun nosepiece to properly seat the fastener.
- New magnetic sockets must be correctly set before use. Remove chip build-up as needed.
- Overdriving may result in torsional failure of the fastener or stripout of the substrate.
- The fastener must penetrate beyond the metal structure a minimum of 3 pitches of thread.



HEAD STYLE



PERFORMANCE DATA

PULLOUT VALUES (AVERAGE LBS. ULTIMATE)											
FASTENER		STEEL GAUGE									
DIA.	PT.	26	24	22	20	18	16	14	12	3/16"	1/4"
12	2	156	243	283	375	605	848	1181	1856	3520	-
12	3	141	231	293	346	613	880	1145	1858	4555	-
12	5	-	-	-	-	-	-	-	1527	3701	3999
1/4	1	208	329	428	562	800	1151	-	-	-	-
1/4	3	141	231	293	346	613	880	1145	1858	4550	-
17	AB	225	261	350	442	553	752	1122	1716	3523	4250

FASTENER VALUES			
FASTENER (DIA-TPI)	TENSILE (AVG. LBS. ULT.)	SHEAR (AVG. LBS. ULT.)	TORQUE (MIN. IN. LBS.)
12-14	2778	2000	92
12-24	4750	2654	100
1/4-14	4060	2600	150
17-14	5300	3200	180

SHEAR VALUES (AVERAGE LBS. ULTIMATE)											
FASTENER		STEEL GAUGE (LAPPED)									
DIA.	PT.	26	24	22	20	18	16	14	12	3/16"	1/4"
12	2	365	600	623	898	1370	1758	2138	2202	-	-
12	3	-	-	-	769	1358	1620	1970	1986	-	-
12	5	-	-	-	-	-	-	-	2700	2720	2762
1/4	1	511	849	885	1244	1764	-	-	-	-	-
1/4	3	-	-	-	930	1442	2100	2584	-	-	-
17	AB	459	745	989	958	1415	-	-	-	-	-

SHEET STEEL GAUGES								
GAUGE NO.	26	24	22	20	18	16	14	12
DECIMAL EQUIVALENT	.018"	.024"	.030"	.036"	.048"	.060"	.075"	.105"

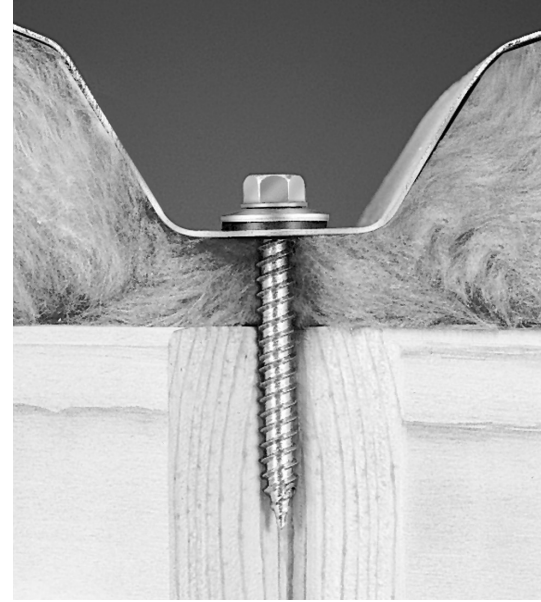
The values listed are ultimate averages achieved under laboratory conditions and apply to Buildex manufactured fasteners only. Appropriate safety factors should be applied to these values for design purposes.



TRUGRIP™

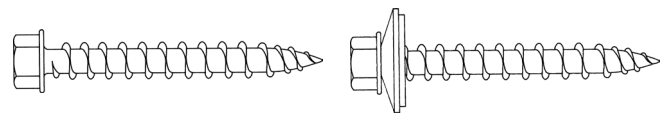
METAL-TO-WOOD FASTENERS

The preferred fastener by the leading post frame builders and manufacturers.



PRODUCT FEATURES

- Non-walking sharp point for fast material engagement.
- EPDM bonded washer prevents leaks.
- Vulcanized bonding of washer eliminates separation of EPDM from the metal backing.
- High-hat HWH for driving stability.
- Climaseal® finish provides excellent corrosion resistance and lower tapping torque.



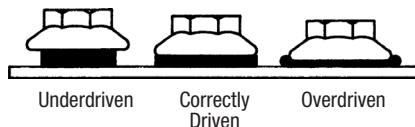
SELECTOR GUIDE

PART NO.	DESCRIPTION	HEAD STYLE	DRILL POINT	FINISH	DRILL & TAP CAPACITY (IN.)	MAX. MATERIAL ATTACHMENT (IN.)	BOX QTY	APPLICATIONS
1271000	9-15 x 1"	1/4" HWH	Sharp	Climaseal	.012 - .048	0 - .250	7,000	Metal wall panel to wood structure Metal panel over insulation to wood
1272000	9-15 x 1-1/2"	1/4" HWH	Sharp	Climaseal	.012 - .048	0 - .750	4,000	
1276000	9-15 x 3"	1/4" HWH	Sharp	Climaseal	.012 - .048	1.500 - 2.250	1,500	
WITH 1/2" BONDED WASHER								
1262000	9-15 x 1"	1/4" HWH	Sharp	Climaseal	.012 - .048	0 - .250	4,000	Metal roof and wall panel to wood Metal panel over insulation to wood
1264000	9-15 x 1-1/2"	1/4" HWH	Sharp	Climaseal	.012 - .048	0 - .750	2,500	
1267000	9-15 x 2"	1/4" HWH	Sharp	Climaseal	.012 - .048	.500 - 1.250	2,000	
1268000	9-15 x 2-1/2"	1/4" HWH	Sharp	Climaseal	.012 - .048	0 - .250	1,500	
1269000	9-15 x 3"	1/4" HWH	Sharp	Climaseal	.012 - .048	1.500 - 2.250	1,000	
1526053	14-10 x 1-1/2"	5/16" HWH	Type 17	Climaseal	.012 - .048	0 - .750	2,000	




INSTALLATION GUIDELINES

- A standard screwgun with a depth sensitive nosepiece should be used to install TruGrip. For optimal fastener performance, the screwgun should be a minimum of 6 amps and have an RPM range of 0-2500.
- Adjust the screwgun nosepiece to properly seat the fastener.
- New magnetic sockets must be correctly set before use. Remove chip build-up as needed.
- Overdriving may result in torsional failure of the fastener or stripout of the substrate.
- The fastener must penetrate beyond the metal structure a minimum of 3 pitches of thread.



HEAD STYLES



PERFORMANCE DATA

PULLOUT VALUES IN STEEL (AVERAGE LBS. ULTIMATE)					
FASTENER DIA.	STEEL GAUGE				
	26	24	22	20	18
9	171	252	329	401	634

PULLOUT VALUES IN WOOD (AVERAGE LBS. ULTIMATE)					
FASTENER DIA.	EMBEDMENT IN 2" X 4"				
	1/2"	3/4"	1"	1-1/4"	1-1/2"
9	198	328	571	728	872

FASTENER VALUES			
FASTENER (DIA-TPI)	TENSILE (LBS. MIN.)	SHEAR (AVG. LBS. ULT.)	TORQUE (MIN. IN. LBS.)
9-15	1,800	1,200	50
14-10	4,060	2,600	150

PULLOVER VALUES (AVERAGE LBS. ULTIMATE)						
FASTENER		STEEL GAUGE				
DIA.		26	24	22	20	18
9	Unwashed	465	623	815	1049	1549
9	Washed	515	674	875	1100	1627

SHEET STEEL GAUGES							
GAUGE NO.	30	28	26	24	22	20	18
DECIMAL EQUIVALENT	.012	.015	.018"	.024"	.030"	.036"	.048"

The values listed are ultimate averages achieved under laboratory conditions and apply to Buildex manufactured fasteners only. Appropriate safety factors should be applied to these values for design purposes.



DEKTITE®

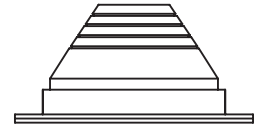
PIPE FLASHING

The original flexible pipe flashing system with a 20 year warranty.



PRODUCT FEATURES

- Made of long life, flexible, weatherproof gray EPDM rubber.
- Flexible, corrosion resistant aluminum base conforms to any panel configuration.
- EPDM will not crack or break.
- Pipe diameter markings are clearly indicated for accurate fitting.
- Designed for 1/4" to 13" diameter pipes.
- One piece construction is easy to install.
- Pleated cone adjusts to any roof pitch and allows for complete flexibility.
- EPDM has a continuous service temperature range of -65°F to +250°F (grey in color).
- Proven resistance to ozone and ultra-violet light.



SELECTOR GUIDE

PART NO.	DESCRIPTION	PIPE OUTSIDE DIAMETER (IN.)	DEKTITE BASE DIAMETER (IN.)	DEKTITE HEIGHT (IN.)	BOX QTY	APPLICATIONS
4003910	1	1/4 - 2	4-3/4	3	10	Plumbing, Heating, Air Conditioning, Electrical and Exhaust Vents.
4004910	2	1-3/4 - 3-1/4	6-1/4	4	10	
4009910	3	1/4 - 5	7-3/4	4	10	
4011910	4	3 - 6	9-1/4	5	10	
4016910	5	4 - 7	10-3/4	5	5	
4025910	8	7 - 13	16-1/2	6	5	

Note: When used on roofs where pitch is steeper than 20 degrees, or when used on deep ribbed profile roof panel (1-1/2" deep corrugation or more), consider using next larger size Dektite that will accommodate the same pipe diameter.




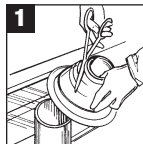
PERFORMANCE DATA

ASTM METHOD	TEST DESCRIPTION	SPECIFICATION	TEST RESULTS	
D412	Tensile Strength (min. psi rating)	1450 psi min.	1537 psi	
D412	Ultimate Elongation (%)	350 min.	535	
D1171	Resistance to Ozone— min. rating	100 (no cracks)	Passed	
D673	Heat Aging – 70 hours at 212°F	– Change in Hardness (points)	± 15 max.	+8
		– Change in Tensile Strength (%)	± 30 max.	-4.7
		– Change in Elongation (%)	± 50 max.	-26
D2137	Low Temperature Brittleness— 3 mins. at -40°F	Non-brittle	Passed	
D624	Tear Resistance Die C (min.) per inch of width min.	125 lbs. per inch of width	130 lbs.	
U.L. 94	Flame Resistance	U.L. 94 H.B.	Passed	

INSTALLATION GUIDELINES

- 1 Cut Dektite at appropriate pipe diameter marking.
- 2 Slide Dektite flashing down over pipe.
- 3 Apply sealant on underside of flexible aluminum base.
- 4 Press Dektite base into contours of panel configuration.
- 5 Fasten Dektite to surface with Buildex Scots® self-drilling fasteners. Apply extra sealant around base if desired.

RECOMMENDED FASTENER	PART NO.	DESCRIPTION	BOX QTY
	1175153	1/4-14 x 1-1/8" Scots Tek's 1	2,500




Notes:

- Dektite can be installed over or between the ribs of standard panels.
- DO NOT install over SSR or architectural panel seams.
- Generally no sealant is required where the Dektite collar provides a compression fit around the pipe. However, some metal pipes and flues include a seam which may require a local application of sealant at the point where the Dektite collar crosses the seam.

DEK-CAP™

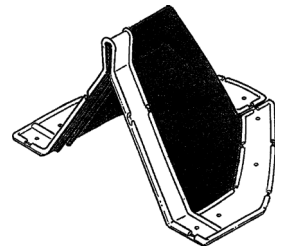
STANDING SEAM ROOF END CAP FLASHING

The only universal end cap flashing!



PRODUCT FEATURES

- Universal design allows use on left and right handed seams.
- Flexible, corrosion resistant aluminum base conforms to the majority of standing seam roof panels.
- Pre-formed panel profile shape is designed to reduce installation time.
- Fastening locations are clearly indicated for accurate installation.
- Dual underside ridges provide maximum sealing protection.
- Thermal elastomer material provides excellent resistance to ozone, ultra-violet light and extreme temperatures.
- Thermal elastomer has a continuous temperature of -40°F to +250°F.
- Expansion notch provides added installation flexibility.
- Interior panel stop ensures correct installation position.



SELECTOR GUIDE


PART NO.	DESCRIPTION	BOX QTY	APPLICATIONS
4146910	Dek-Cap	10	Metal Curbs, Skylights, Ridge Applications, Jobsite Retrofit

PERFORMANCE DATA

ASTM METHOD	TEST DESCRIPTION	SPECIFICATION	TEST RESULTS	
D412	Tensile Strength (min. psi rating)	1450 psi min.	1500 psi	
D412	Ultimate Elongation (%)	350 min.	450	
D1171	Resistance to Ozone– min. rating	100 (no cracks)	Passed	
D673	Heat Aging – 70 hours at 212°F	– Change in Hardness (points)	± 15 max.	+3
		– Change in Tensile Strength (%)	± 30 max.	+2
		– Change in Elongation (%)	± 50 max.	-3
D2137	Low Temperature Brittleness– 3 mins. at -40°F	Non-brittle	Passed	
D624	Tear Resistance Die C (min.) per inch of width min.	125 lbs. per inch of width	Passed	

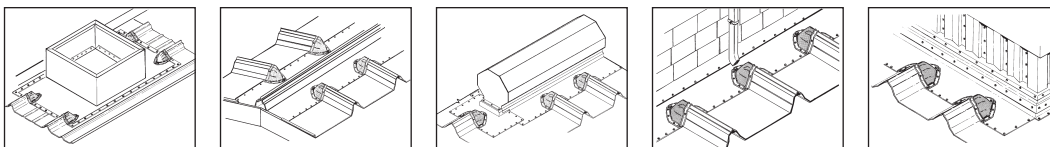
INSTALLATION GUIDELINES

- 1 Blend top so that both sides are parallel to metal roof.
- 2 Press Dek-Cap edges into contours of panel configuration.
- 3 Remove and apply sealant on underside of flexible aluminum edging.
- 4 Slide Dek-Cap flashing over panel profile.
- 5 Follow indicated fastening pattern to attach Dek-Cap to surface with Buildex Scots® self-drilling fasteners.
- 6 Apply additional sealant around base if desired.



Recommended Sealant to use: Polyurethane Sealant

APPLICATIONS




E-Z ANCOR®

SELF-DRILLING DRYWALL ANCHORS

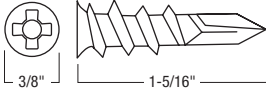

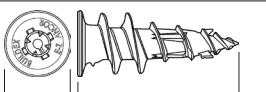
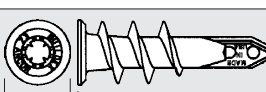
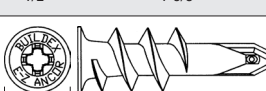


The Original, fast and easy self-drilling anchors. E-Z Zinc, E-Z Stud Solver, E-Z Mini, E-Z Lite, E-Z Plastic Plus, Twist-N-Lock, and E-Z Toggle

PRODUCT FEATURES

- No hole preparation necessary; pre-drills own small precise hole in gypsum wallboard.
- Replaces plastic plugs and toggles.
- Deep thread design provides strong engagement in 3/8", 1/2", and 5/8" gypsum wallboard.
- Installs quickly and easily with a phillips screwdriver or square drive bit.
- Full range of anchors to cover all wall fastening applications.
- Available in corrosion resistant, non-conductive white nylon.
- Can be easily backed-out.
- Low profile head.
- Single point designs for clean cutting installation.
- Stud Solver – attachments through gypsum and wood. Works in double drywall applications, too.



SELECTOR GUIDE

		ANCHOR DESCRIPTION	ANCHOR MATERIAL	PART NO.	QTY	MAXIMUM FIXTURE THICKNESS (IN.)	ACCOMODATES SHEET METAL SCREW SIZE
LIGHT DUTY	E-Z LITE	 3/8" x 1-5/16"	White Nylon	5006902	10 – 100 ct boxes	3/4"	#6
				5006900	Bulk – 10,000 anchors		
	E-Z MINI	 7/16" x 1-1/4"	Zinc	5033900	Bulk only – 3,000 anchors	3/4"	#6, #7
MEDIUM DUTY	STUD SOLVER	 1/2" x 1-1/8"	Zinc	5052900	Bulk only – 1,500 anchors & screws	3/4"	Use only with #8 screw provided
	E-Z ZINC	 1/2" x 1-5/8"	Zinc	5000902	10 – 100 ct boxes	3/4"	#6, #7 or #8
				5000900	Bulk – 1,500 anchors		
	E-Z PLASTIC PLUS	 1/2" x 1-5/8"	White Nylon	5035902	10 – 100 ct boxes	3/4"	#6, #7 or #8
5035900				Bulk – 4,500 anchors			
TWIST-N-LOCK	 1/2" x 1-5/8"	White Nylon	5061902	10 – 100 ct boxes	3/4"	#8	
			5061900	Bulk – 4,500 anchors			
HEAVY DUTY	E-Z TOGGLE	 9/16" x 2-1/2"	Zinc	5014901	50 ct – 50 #8 x 2-1/8" Pan SMS	1/2"	Use only with #8 screw provided
				5014900	Bulk – 500 Anchors & Screws		
				5017901	50 ct – 50 #8 x 2-1/8" Large Washer Face SMS		
				5017900	Bulk – 500 Anchors & Screws		

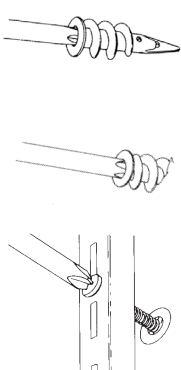
PERFORMANCE DATA

ULTIMATE HOLDING WEIGHT			
ANCHOR TYPE	DRYWALL THICKNESS		
	3/8"	1/2"	5/8"
Light Duty Plastic	25 lbs.	30 lbs.	40 lbs.
Light Duty Zinc	30 lbs.	40 lbs.	50 lbs.
Medium Duty	40 lbs.	50 lbs.	75 lbs.
Twist-N-Lock	65 lbs.	75 lbs.	80 lbs.
Heavy Duty	70 lbs.	85 lbs.	150 lbs.

These performance values are averages obtained under laboratory conditions. Note that these values will change depending on age, moisture content and surface treatment of the drywall (gypsum) material. Appropriate safety factors should be applied to these values for design purposes.

INSTALLATION GUIDELINES

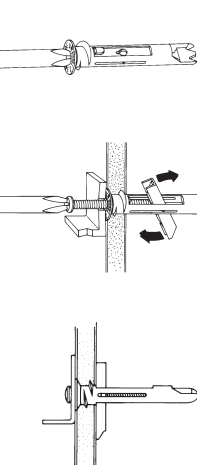
LIGHT DUTY & MEDIUM DUTY E-Z ANCORS



1. Place #2 Phillips screwdriver into recess of E-Z Zinc, E-Z Lite, E-Z Mini, E-Z Stud Solver, Twist-N-Lock, or E-Z Plastic Plus.
2. Press into drywall while turning the anchor clockwise until it is seated flush with wall.
3. Place fixture in position over installed E-Z Zinc, E-Z Lite, E-Z Mini, E-Z Stud Solver, Twist-N-Lock, or Plastic Plus. Insert screw with screw driver. Tighten fixture in place.

*** Do Not Use For Mounting Televisions ***

HEAVY DUTY E-Z TOGGLE



1. Using a #2 Phillips screwdriver, screw the E-Z Toggle Anchor into drywall until the head of the anchor is seated flush.
2. To "set" the clamp behind the drywall, place the mounting screw into the anchor and push or tap firmly until approximately 1" of screw is protruding (do not rotate). Then remove the screw.
3. Place fixture over E-Z Toggle, insert screw and continue to turn until fastened tightly (for example when attaching a 1/2" thick fixture, it will require approximately 23 full rotations of the screwdriver to fully tighten the fixture).

*** Do Not Use For Mounting Televisions ***




ROCK-ON[®]

CEMENT BOARD FASTENERS

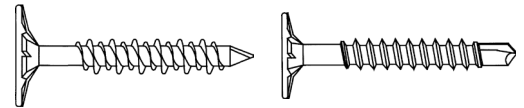
High performance rib design is still the best!

PRODUCT FEATURES

- Rib design under head countersinks into dense material while preventing stripouts.
- Two point types for steel and wood applications.
- Larger head diameter increases board surface contact for greater pullover resistance.
- Rock-On™ is recommended for ACQ treated wood.



SELECTOR GUIDE



PART NO.	LENGTH	MATERIAL ATTACHMENT RANGE	BOX QTY	APPLICATIONS
HI-LO[®] ROCK-ON				
2153500	9 x 1-5/8"	Up to 1-1/8" Material Thickness to Wood 3/8" – 1-3/8" Material Thickness to Steel	4,000	Cement Board to wood or light gauge steel 26-20 gauge
S-12[®] ROCK-ON				
2156500	8 x 1-1/4"	3/8" to 3/4" Material Thickness	5,000	Cement Board to Steel Studs 20-12 Gauge
2159500	8 x 1-5/8"	3/8" to 1-1/4" Material Thickness	4,000	



INSTALLATION GUIDELINES

- A standard screwgun with a depth sensitive nosepiece should be used to install cement board fasteners. For optimal fastener performance, the screwgun should be a minimum of 6 amps and have an RPM range of 0-2500.
- Adjust the screwgun nosepiece to properly seat the fastener.
- Worn or damaged bit tips should be replaced.
- The fastener is fully seated when the head is flush with the work surface.
- Overdriving may result in torsional failure of the fastener or stripout of the substrate.
- The fastener must penetrate beyond the metal structure a minimum of 3 pitches of thread.

PERFORMANCE DATA

PULLOUT VALUES IN STEEL (AVERAGE LBS. ULTIMATE)								
GAUGE NO.	STEEL GAUGE							
	26	24	22	20	18	16	14	12
S-12	120	191	239	285	470	663	910	1424
Hi-Lo	163	242	314	370	-	-	-	-

PULLOUT VALUES IN WOOD (AVERAGE LBS. ULTIMATE)				
GAUGE NO.	EMBEDMENT IN #2 SPF 2 X 4			
	1/2"	3/4"	1"	1-1/4"
Hi-Lo	223	312	555	676


SHEET STEEL GAUGES								
GAUGE NO.	26	24	22	20	18	16	14	12
DECIMAL EQUIVALENT	.018"	.024"	.030"	.036"	.048"	.060"	.075"	.105"

The values listed are ultimate averages achieved under laboratory conditions and apply to Buildex manufactured fasteners only. Appropriate safety factors should be applied to these values for design purposes.

APPLICATIONS



Cement-type boards or any dense sheathings to steel or wood studs



Wire lath to steel or wood studs




Plywood to steel or wood studs

DEC-KING®

EXTERIOR WOOD SCREWS

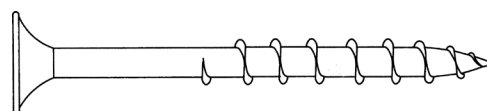
Corrosion resistant fasteners for exterior wood applications



PRODUCT FEATURES

- Coated with Climacoat® for maximum resistance to corrosion, staining and streaking inside the lumber and on the deck.
- Recommended for ACQ treated wood.
- Pullout strength is superior over nails.
- Eliminates wood splitting, nail pops, hammer marks, and bent nails.
- Available in both #2 Phillips & #2 Square Drive.

SELECTOR GUIDE



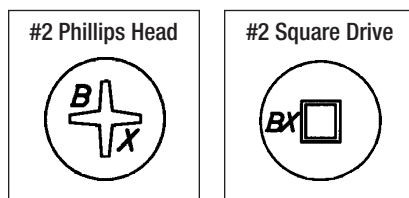
PART NO.	DESCRIPTION	HEAD STYLE	BOX QTY	APPLICATIONS
2176500	6 x 1-1/4"	#2 Phillips	8,000	1" x 4" or 1" x 6" Base Trim; Lattice
2136500	6 x 1-5/8"	#2 Phillips	5,000	1" x 4" or 1" x 6" Base Trim; Balusters; Lattice
2138500	7 x 2"	#2 Phillips	3,500	5/4" x 4" or 5/4" x 6" Radius Edged Decking; 1" x 4" or 1" x 6" Base Trim; Ballisters; Lattice
2180500	8 x 2-1/2"	#2 Square Drive	2,500	5/4" x 4" or 5/4" x 6" Radius Edged Decking; 2" x 4" or 2" x 6" Decking; 2" x 6" or 2" x 8" Rail Cap or Base Trim
2140500	8 x 2-1/2"	#2 Phillips	2,500	
2181500	8 x 3"	#2 Square Drive	2,000	2" x 4" or 2" x 6" Decking; 2" x 6"; 2" x 8" Rail Cap or Base Trim
2141500	8 x 3"	#2 Phillips	2,000	
2142500	10 x 3-1/2"	#2 Phillips	1,000	

PERFORMANCE DATA

PULLOUT VALUES IN WOOD (AVERAGE LBS. ULTIMATE)				
DESCRIPTION	EMBEDMENT IN 2 X 4 STUD GRADE S.Y. PINE			
	1/2"	3/4"	1"	1-1/4"
6 x 1-1/4"	182	329	422	-
6 x 1-5/8"	182	329	422	620
7 x 2"	189	318	440	630
8 x 2-1/2"	186	290	502	630
8 x 3"	186	290	502	645
10 x 3-1/2"	241	386	522	721

The values listed are ultimate averages achieved under laboratory conditions and apply to Buildex manufactured fasteners only. Appropriate safety factors should be applied to these values for design purposes.

HEAD STYLES



NOTES:



NATIONAL HEADQUARTERS

ITW Commercial Construction,
North America
155 Harlem Avenue
Glenview, IL 60025
Phone: 800-848-5611
Fax: 630-893-1270

TECHNICAL SUPPORT

Phone: 800-848-5611
Hours: 8:30 A.M. - 5:00 P.M. (CST, M-F)
Email: techsupport@itwccna.com

WILL CALL/DISTRIBUTION

2501 Galvin Dr
Elgin, IL 60123
Phone: 800-848-5611

CUSTOMER SERVICE

Phone: 800-848-5611
Hours: 7:30 A.M. - 5:00 P.M. (CST, M-F)
Email: orders@itwccna.com

www.itwbuildex.com