



RETROFAST™

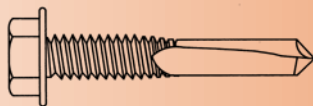
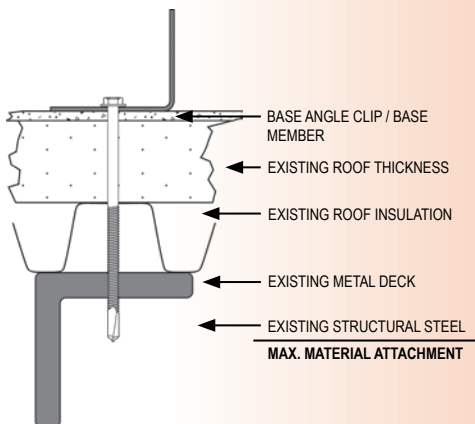
RETROFIT FASTENING SYSTEMS FOR METAL ROOFS

SELECTOR GUIDE
2009

Retrofast Selector Guide

Attaching to Structural Steel

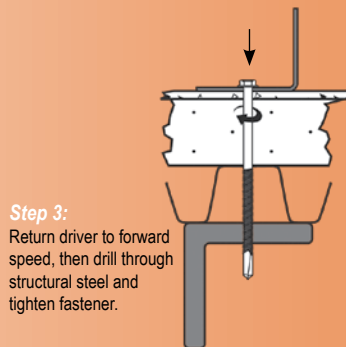
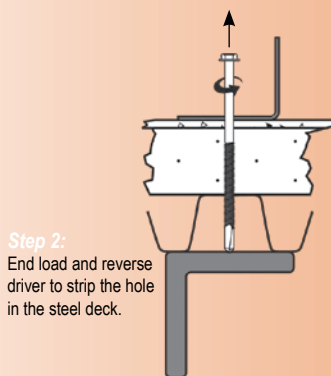
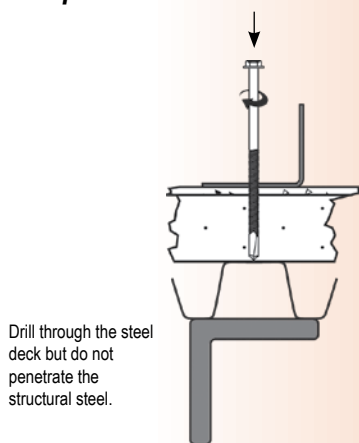
Teks® Heavy Duty Fasteners



Item	Part No.	Description	Drill & Tap Capacity	Max. Material Attachment
1	1070000	12-24 x 1-1/2" HWH Teks/5 Climaseal	.125" - .500"	.625"
2	1072000	12-24 x 2" HWH Teks/5 Climaseal	.125" - .500"	1.125"
3	1074000	12-24 x 3" HWH Teks/5 Climaseal	.125" - .500"	2.2"
4	1075000	12-24 x 4" HWH Teks/5 Climaseal	.125" - .500"	3.2"
5	1641000	1/4-28 x 5" HWH Teks/5 Climaseal	.125" - .500"	4.2"
6	1431000	1/4-28 x 6" HWH Teks/5 Climaseal	.125" - .500"	5.2"
7	1590000	1/4-28 x 8" HWH Teks/5 Climaseal	.125" - .500"	7.2"

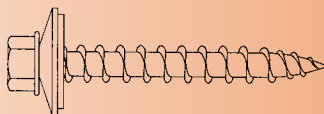
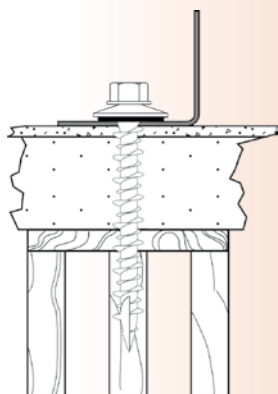
Available with bonded washers

Proper Teks 5 Installation to Structural Steel



Attaching to Wood Roof Decks

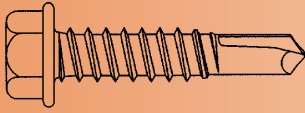
Trugrip® GT Fastener



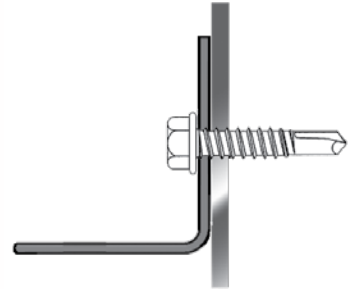
Item	Part No.	Description	Drill Point	Drill & Tap Capacity	Max. Material Attachment
1	1801053	10-16 x 1" Climaseal	Hi-Lo Type 17	.012" - .048"	0-.250"
2	1802053	10-16 x 1-1/2" Climaseal	Hi-Lo Type 17	.012" - .048"	0-.750"
3	1803053	10-16 x 2" Climaseal	Hi-Lo Type 17	.012" - .048"	.500-1.250"
4	1804053	10-16 x 2-1/2" Climaseal	Hi-Lo Type 17	.012" - .048"	1.000-1.750"
5	1805053	10-16 x 3" Climaseal	Hi-Lo Type 17	.012" - .048"	1.500-2.250"

Attaching Framing - Purlins, Base Angles, & Bracing

Teks® Self-Drilling Fasteners

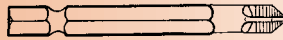
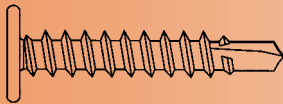


Item	Part No.	Description	Drill & Tap Capacity	Max. Material Attachment
1	1120000	#12-14 x 1-1/4" HWH Teks/2 Climaseal	.036" - .210"	.550"
2	1123000	#12-14 x 1-1/2" HWH Teks/2 Climaseal	.036" - .210"	.800"
3	1134000	#12-14 x 3/4" HWH Teks/1 Climaseal	.036" - .210"	.380"
4	1136000	#12-14 x 1" HWH Teks/3 Climaseal	.036" - .210"	.520"
5	1147000	1/4-14 x 3/4" HWH Teks/3 Climaseal	.036" - .210"	.210"
6	1149000	1/4-14 x 1" HWH Teks/3 Climaseal	.036" - .210"	.400"
7	1150000	1/4-14 x 1-1/4" HWH Teks/3 Climaseal	.036" - .210"	.650"
8	1152000	1/4-14 x 1-1/2" HWH Teks/3 Climaseal	.036" - .210"	.900"



Attaching Architectural Roof Clips

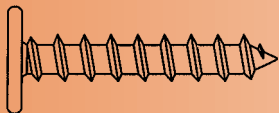
Teks® Low Profile Fasteners to Steel



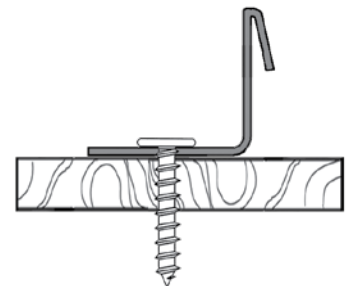
Item	Part No.	Description	Drill & Tap Capacity	Drill Point	Drill & Tap Capacity	Max. Material Attachment
1	1560553	#10-16 x 1" Grey Spex	#2 Pancake	#3	.036" - .175"	.550"
2	1575553	#12-14 x 1" Grey Spex	#2 PSD Pancake	#3	.036" - .210"	.550"
3	1588910	#2 PSD Bit for #12				



Teks® Low Profile Fasteners to Wood



Item	Part No.	Description	Drill & Tap Capacity	Drill Point	Drill & Tap Capacity	Max. Material Attachment
1	1596553	#10-12 x 1" Grey Spex	#2 Pancake	Type A	.012" - .048"	.250"
2	1597553	#12-11 x 1" Grey Spex	#2 PSD Pancake	Type A	.012" - .048"	.250"



Retrofast Selector Guide

PERFORMANCE DATA

STEEL

TEKS®

Pullout Values - STEEL

Fastener		Steel Gauge (average lbs. ultimate)										
Dia.	Pt.	26	24	22	20	18	16	14	12	1/8"	1/4"	3/16"
10-12 Type A	192	280	360	460	568	-	-	-	-	-	-	-
10-16 T/3	109	180	218	278	427	583	873	1406	-	-	-	-
12-11 Type A	193	300	387	464	621	-	-	-	-	-	-	-
12-14 T/2	156	243	283	375	605	848	1181	1856	-	-	3520	-
12-14 T/3	139	194	250	369	450	598	915	1500	-	-	-	-
12-24 T/5	-	-	-	-	-	-	-	1527	3701	3999	-	-
1/4-14 T/3	151	231	293	346	613	880	1145	1858	-	-	4550	-
1/4-28 T/5	-	-	-	-	-	-	-	1507	3300	5059	-	-

Shear Values - LAPPED SHEAR

Fastener		Steel Gauge (average lbs. ultimate)										
Dia.	Pt.	26	24	22	20	18	16	14	12	1/8"	1/4"	
10-12 Type A	192	280	360	460	568	-	-	-	-	-	-	-
10-16 T/3	109	180	218	278	427	583	873	1406	-	-	-	-
12-11 Type A	193	300	387	464	621	-	-	-	-	-	-	-
12-14 T/2	156	243	283	375	605	848	1181	1856	-	-	-	-
12-14 T/3	139	194	250	369	450	598	915	1500	-	-	-	-
12-24 T/5	-	-	-	-	-	-	-	2650	2700	2762	-	-
1/4-14 T/3	151	231	293	346	613	880	1145	1858	-	-	-	-
1/4-28 T/5	-	-	-	-	-	-	1597	2005	2350	2792	3310	-

Fastener Values

Fastener		Tensile	Shear	Torsional
Dia.	Pt.	(average lbs. ultimate)	(average lbs. ultimate)	(average inch lbs. ultimate)
10-12 Type A		2581	1426	81
10-16 T/3		1983	1400	78
12-11 Type A		3634	1994	132
12-14 T/2		2778	2000	92
12-14 T/3		2652	2000	92
12-24 T/5		3188	2200	150
1/4-14 T/3		4060	2600	150
1/4-28 T/5		5577	3310	234

The values listed are ultimate averages achieved under laboratory conditions and apply to Buildex manufactured fasteners only. Appropriate safety factors should be applied to these values for design purposes.

WOOD

CLIP SCREWS

Pullout Values - PLYWOOD

Fastener		Plywood Type & Thickness (average lbs. ultimate)		
Dia.	Pt.	1/2"	5/8"	3/4"
#10 Type A		364	382	400
#12 Type A		377	395	427

TRUGRIP® GT

Pullout Values - DIMENSIONAL LUMBER

Fastener		Embedment in 2" x 4" (average lbs. ultimate)				
Diameter		1/2"	3/4"	1"	1-1/4"	1-1/2"
9-15 Trugrip		198	328	571	728	872

Corrosion Data

Finish	DIN 50018	Salt Spray
Climaseal	30 Cycles 10% or less red rust	720 Hours 10% or less red rust
Blue Climaseal	30 Cycles 10% or less red rust	720 Hours 10% or less red rust
Climacoat	20 Cycles 10% or less red rust	500 Hours 10% or less red rust
Spex	15 Cycles 5% or less red rust	300 Hours 10% or less red rust

INSTALLATION GUIDELINES

- A standard screwgun with a depth sensitive nosepiece should be used to install Teks and TruGrip. For optimal fastener performance, the screwgun should be a minimum of 6 amps and have an RPM range of 0-2500.
- A hammer drill or rotary hammer drill with a Condrive tool should be used to install Tapcon Anchors.
- Adjust the screwgun nosepiece to properly seat the fastener.
- New magnetic sockets must be correctly set before use. Remove chip build-up as needed.
- Overdriving may result in torsional failure of the fastener or stripout of the substrate.
- The fastener must penetrate beyond the metal structure a minimum of 3 inches of thread.



1349 W. Bryn Mawr Ave. • Itasca, IL 60143
www.itwbuildex.com • 800-BUILDEX

Teks® and Trugrip™ GT are trademarks of ITW Buildex and Illinois Tool Works, Inc.

© 2010 Illinois Tool Works, Inc.