




SCOTS TRUGRIP™

HTZ TRUGRIP™







Long Life Post Frame Fasteners



Applications

-  Metal roof and wall panel to wood structure.
-  Metal panel over insulation to wood structure.
-  Stitch metal roof and wall panel.


Product Features

-  Integral washer head design seals even when driven at an angle.
-  300 series stainless head most preferred for galvalume long life panels.
-  #10 Hi-Lo thread has 30% greater pullout than #9 in wood.
-  Climaseal® long life finish resists corrosive elements in wood.
-  A.P.T. point for fast cutting, easier tapping, and pigtail reducing.
-  High-hat HWH for driving stability.

Product Specifications

- Material**.....Case hardened carbon steel
- Diameter**.....#10 and #12
- Thread Form**.....10-16 Hi-Lo and 12-14
- Head Style**.....1/4" Across Flats HWH
(300 Series Stainless)
- Washer Style**.....7/16" O.D. Integral Head with
EPDM Washer
- Drill Point**.....#10: A.P.T. (Anti-Pigtail Technology)
#12: Sharp
- Finish**.....Climaseal®
Available with P³ powder paint

Head Style

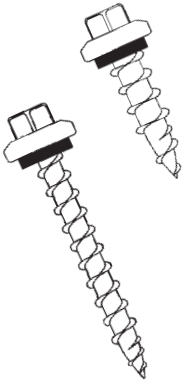


Scots Head



HTZ Head

Selector Guide



Part Number	Description	Head Style	Drill Point	Drill & Tap Capacity	Material Attachment Range	Box Qty	Common Applications
1951053	10-16 x 1"	HWH	A.P.T.	.012-.048	0-.250	2,500	• Metal roof and wall panel to wood structure
1953053	10-16 x 1-1/2"	HWH	A.P.T.	.012-.048	0-.750	2,500	
1955053	10-16 x 2"	HWH	A.P.T.	.012-.048	.500-1.250	1,000	
1957053	10-16 x 2-1/2"	HWH	A.P.T.	.012-.048	1.000-1.750	1,000	• Metal panel over insulation to wood structure
1691053	12-14 x 3/4"	HWH	Sharp	.012-.048	----	4,000	• Stitching of metal roof and wall panel
1937053	10-16 X 1-1/2"	HTZ	A.P.T.	.012-.048	0-.750	2,000	

Performance Data

PULLOUT VALUES IN STEEL (average lbs. ultimate)					
Fastener Dia.	Steel Gauge				
	26	24	22	20	18
10	151	238	291	359	478
12	199	271	360	426	656

FASTENER VALUES			
Fastener (dia-tpi)	Tensile (lbs. min.)	Shear (avg. lbs. ult.)	Torque (min. in. lbs.)
10	1927	1200	71
12	2778	2000	92

SHEET STEEL GAUGES	
Gauge No.	Decimal Equivalent
18	.048"
20	.036"
22	.030"
24	.024"
26	.018"
28	.015"
30	.012"

PULLOUT VALUES IN WOOD (average lbs. ultimate)					
Fastener Dia.	Embedment in 2" x 4" (SYP)				
	1/2"	3/4"	1"	1-1/4"	1-1/2"
10	256	710	753	1121	1358
12	210	335	-	-	-

PULLOVER VALUES (average lbs. ultimate)						
Fastener		Steel Gauge				
Dia.		26	24	22	20	18
10	Washed	548	932	1122	1444	1894
12	Washed	587	744	915	993	-

The values listed are ultimate averages achieved under laboratory conditions and apply to Buildex manufactured fasteners only. Appropriate safety factors should be applied to these values for design purposes.

Installation Guidelines

- A standard screwgun with a depth sensitive nosepiece should be used to install Scots TruGrip. For optimal fastener performance, the screwgun should be a minimum of 6 amps and have an RPM range of 0-2500.
- Adjust the screwgun nosepiece to properly seat the fastener.
- New magnetic sockets must be correctly set before use. Remove chip build-up as needed.
- Overdriving may result in torsional failure of the fastener or stripout of the substrate.
- The fastener must penetrate beyond the metal structure a minimum of 3 pitches of thread.

Properly Seated Washers

